



Parts & Accessories



U.S. Department of Transportation
Federal Motor Carrier Safety Administration



FMCSA
Federal Motor Carrier Safety Administration



Lights



Parts &
Accessories



Please visit the following link to view a chart that specifies the required color, position and types of lamps and reflectors for CMVs:

<http://www.fmcsa.dot.gov/rulesregs/fmcsr/regs/393.11.htm>



Lights



Parts &
Accessories



- All required lamps must be able to light at all times.
- All lamps must be securely mounted on a permanent part of the vehicle



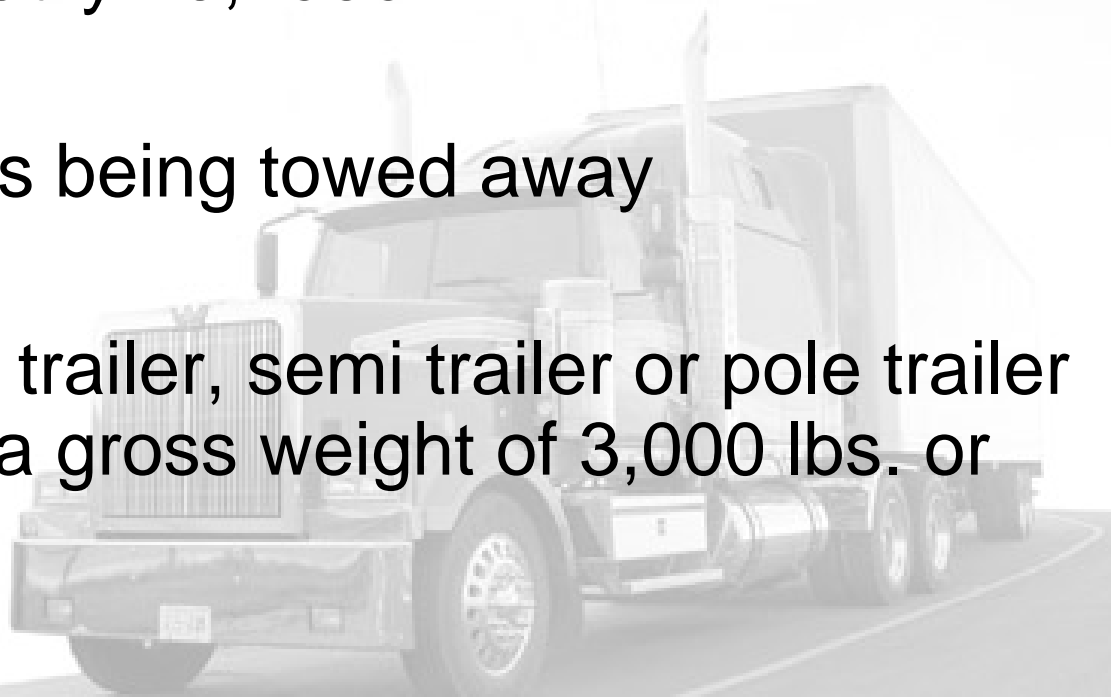
Brakes On All Wheels

Every CMV must be equipped with brakes acting on all wheels, except:

- Trucks and truck tractors manufactured before July 25, 1980
- Vehicles being towed away
- Any full trailer, semi trailer or pole trailer having a gross weight of 3,000 lbs. or less



Parts &
Accessories



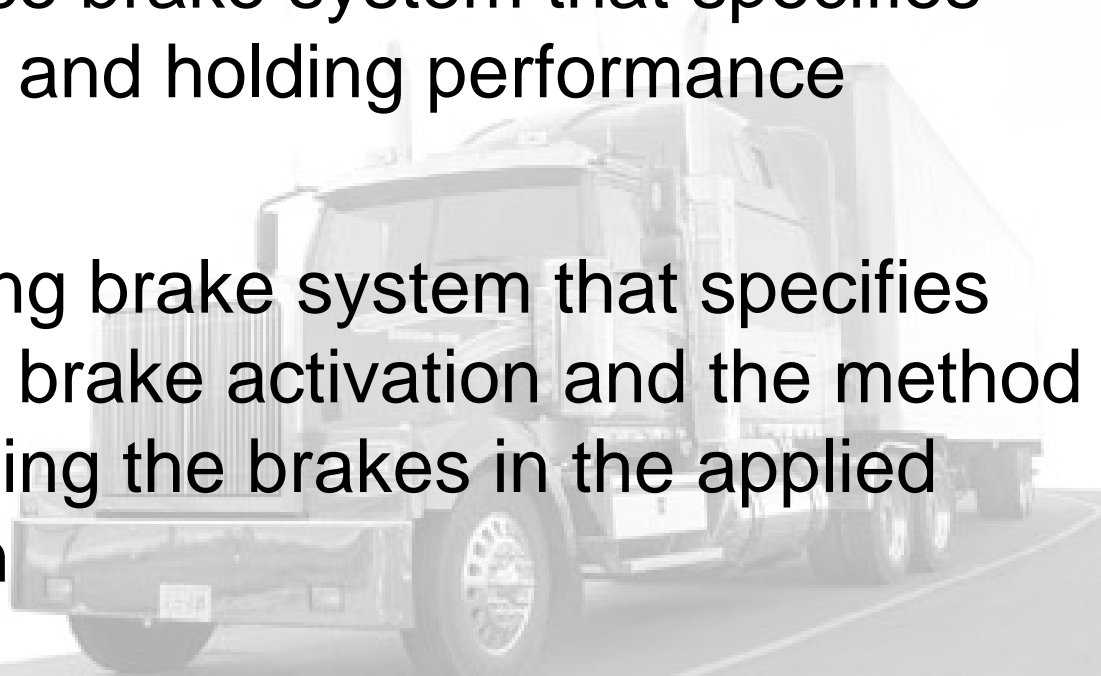
Brakes

Commercial motor vehicles must be equipped with the following brake systems:

- A service brake system that specifies braking and holding performance
- A parking brake system that specifies parking brake activation and the method for holding the brakes in the applied position



**Parts &
Accessories**



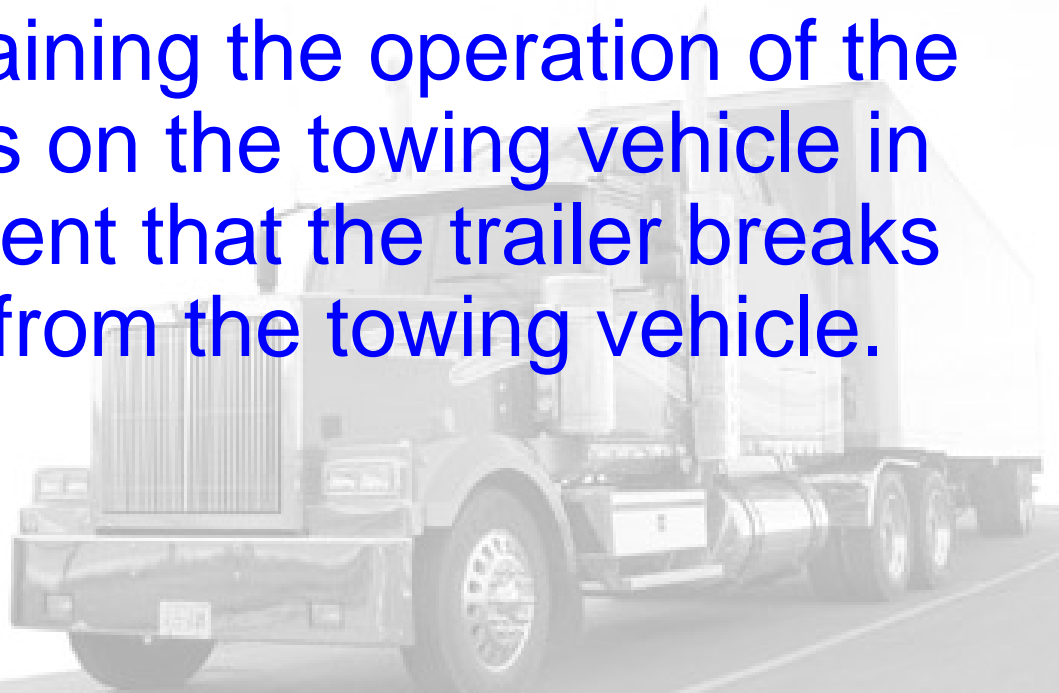
Breakaway and Emergency Braking



Parts &
Accessories



Every vehicle used to tow a trailer equipped with brakes must have a means of maintaining the operation of the brakes on the towing vehicle in the event that the trailer breaks away from the towing vehicle.



Brake Warning Devices



Parts &
Accessories



Buses, tractors and trucks must be equipped with a signal that provides a warning to the driver when a failure occurs in the vehicle's service brake system.



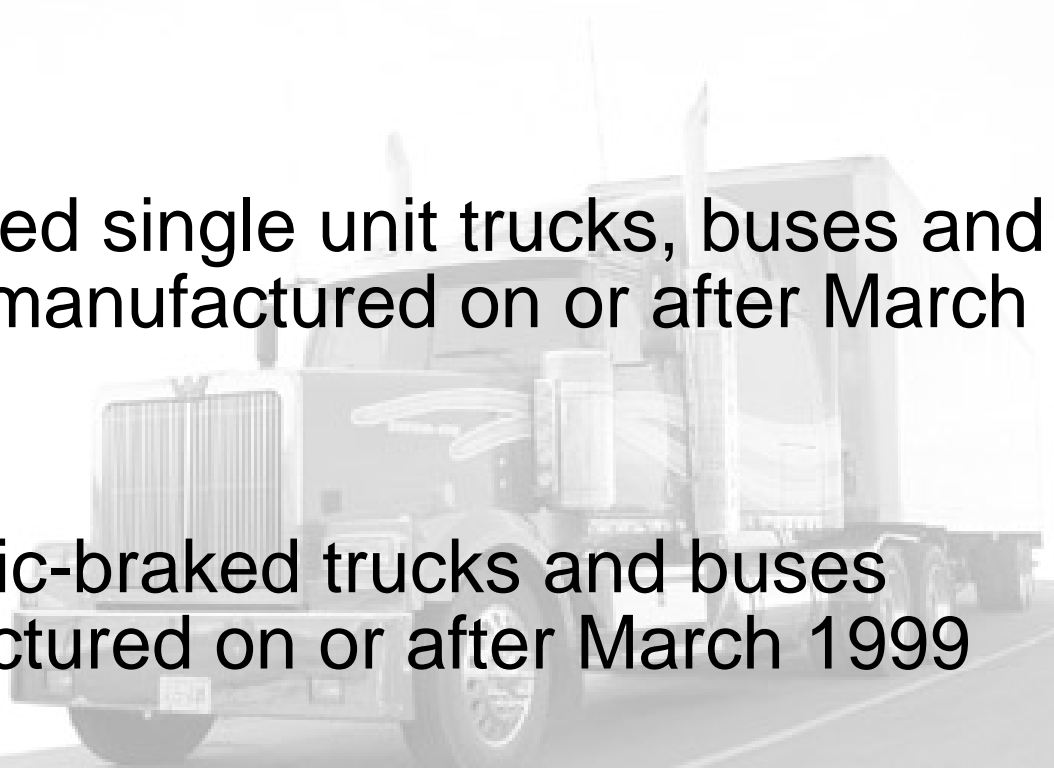
Antilock Braking Systems

The following CMVs are required to be equipped with antilock braking systems:

- Truck-tractors manufactured after March 1, 1997
- Air-braked single unit trucks, buses and trailers manufactured on or after March 1, 1998
- Hydraulic-braked trucks and buses manufactured on or after March 1999



Parts &
Accessories



Windshield Condition

A vehicle's windshield must be free of discoloration and cracks in the area extending from the top of the steering wheel to within two inches to the top of the windshield.



Parts &
Accessories



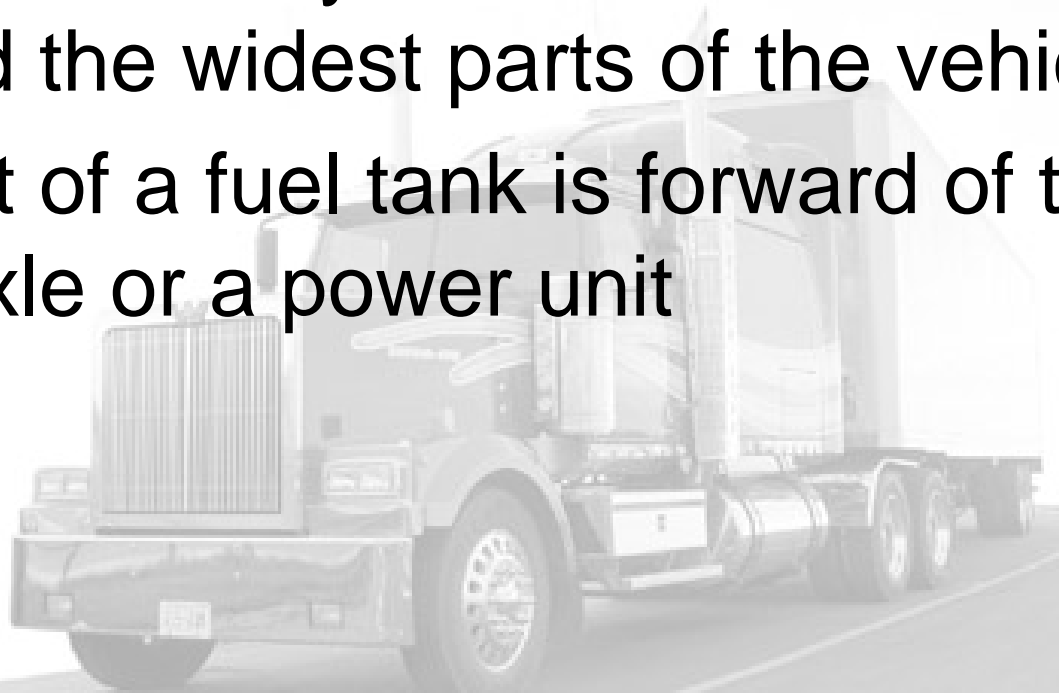
Fuel Systems

Each fuel system must be located so that:

- No part of the system extends beyond the widest parts of the vehicle
- No part of a fuel tank is forward of the front axle or a power unit



Parts &
Accessories



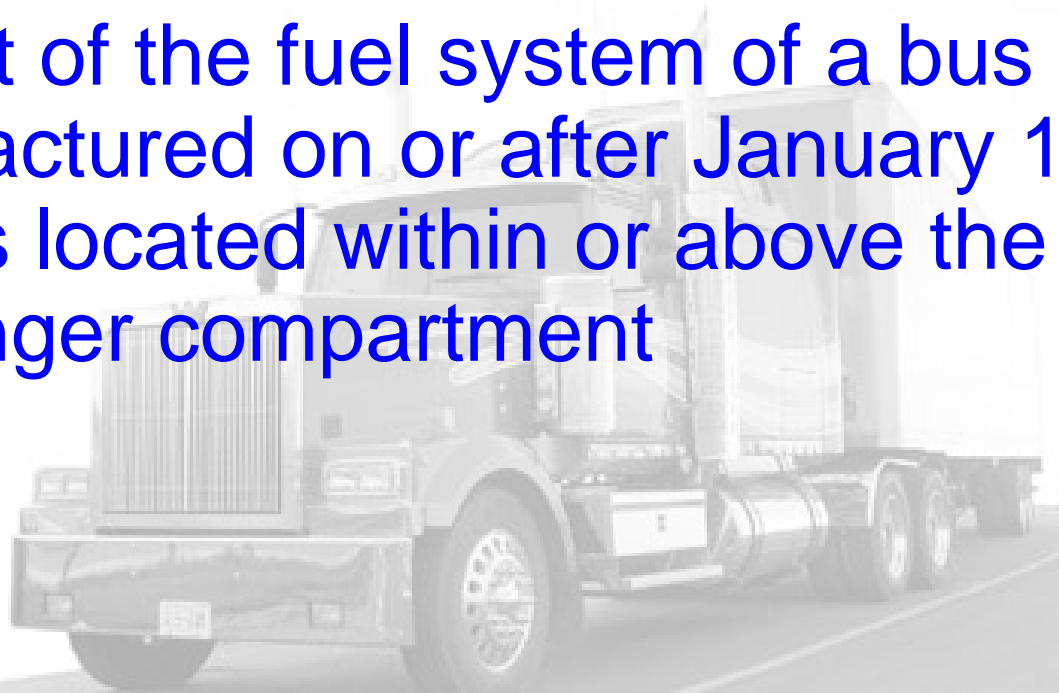
Fuel Systems



Parts &
Accessories



- Fuel lines do not extend between a towed vehicle and the towing unit while the combination is in motion
- No part of the fuel system of a bus manufactured on or after January 1, 1973 is located within or above the passenger compartment



Cargo Security

Cargo is required to be loaded and secured so that it will not shift or fall off the vehicle.



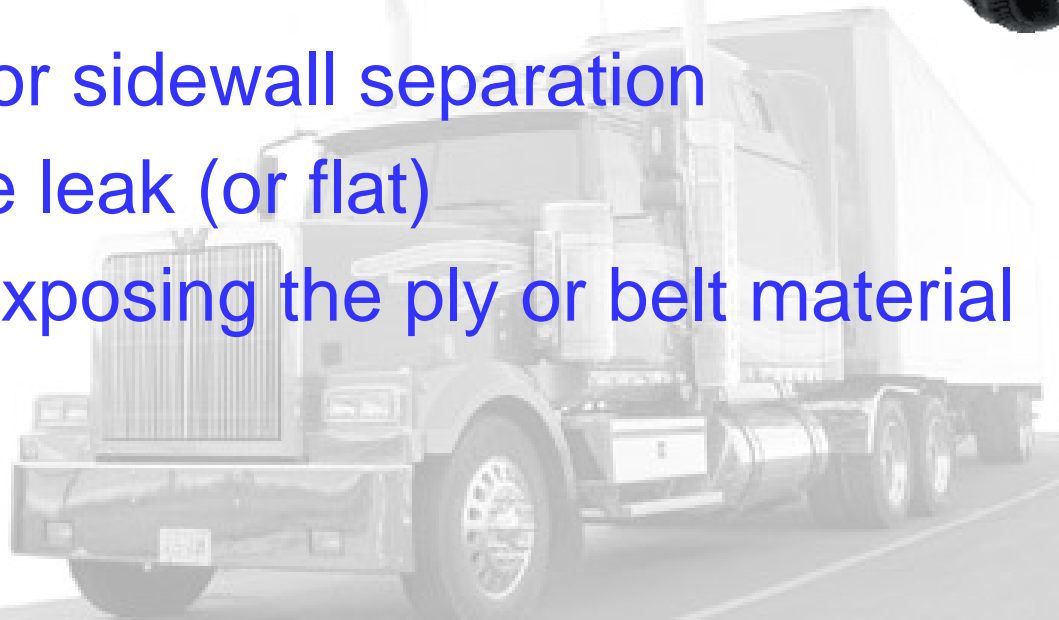
Parts &
Accessories



Tires

No tire on a CMV may have any of the following defects:

- Body ply or belt material exposed through tread or sidewall
- Tread or sidewall separation
- Audible leak (or flat)
- A cut exposing the ply or belt material



Parts &
Accessories



Tires



Parts &
Accessories



- A tread groove pattern depth of less than $\frac{4}{32}$ of an inch (front tires) or $\frac{2}{32}$ of an inch (other tires)
- regrooved tires on front wheels of trucks or truck tractors
- Regrooved, recapped or retreaded tires on the front wheels of buses





Sleeper Berths

- Must not be installed on a trailer and must be located in or adjacent to the cab
- Must be equipped with adequate sheets and blankets and a mattress and springs (or innerspring mattress)
- Must be adequately ventilated



Parts &
Accessories



Exhaust Systems



Parts &
Accessories



- Must be located where it is not likely to burn or damage the electrical wiring, fuel supply, or any combustible part of the vehicle
- Discharge from the exhaust system must not be located immediately below the fuel tank or filler pipe



Exhaust Systems



Parts &
Accessories



- May not leak or discharge at any point forward of or directly below the driver or sleeper compartment
- May not be temporarily repaired with patch or wrap material
- Pipe and mufflers must be securely fastened to the vehicle



Rear End Protection

- Every CMV must be equipped with bumpers or other devices that prevent the under ride of another vehicle



Parts &
Accessories



Seat Belts

The vehicle must be equipped with seats, seat belt assemblies and seat belt anchorages as specified in the Motor Vehicle Standards.



Parts &
Accessories



Emergency Equipment

CMVs must carry the following emergency equipment:

- Fire extinguisher
- Spare fuses
- Warning devices for stopped vehicles



Parts &
Accessories



Fire Extinguisher

- Must be securely mounted and accessible
- Must have a gauge or indicator that shows whether the extinguisher is fully charged
- Must have a label showing its Underwriters' Laboratories rating



Parts &
Accessories



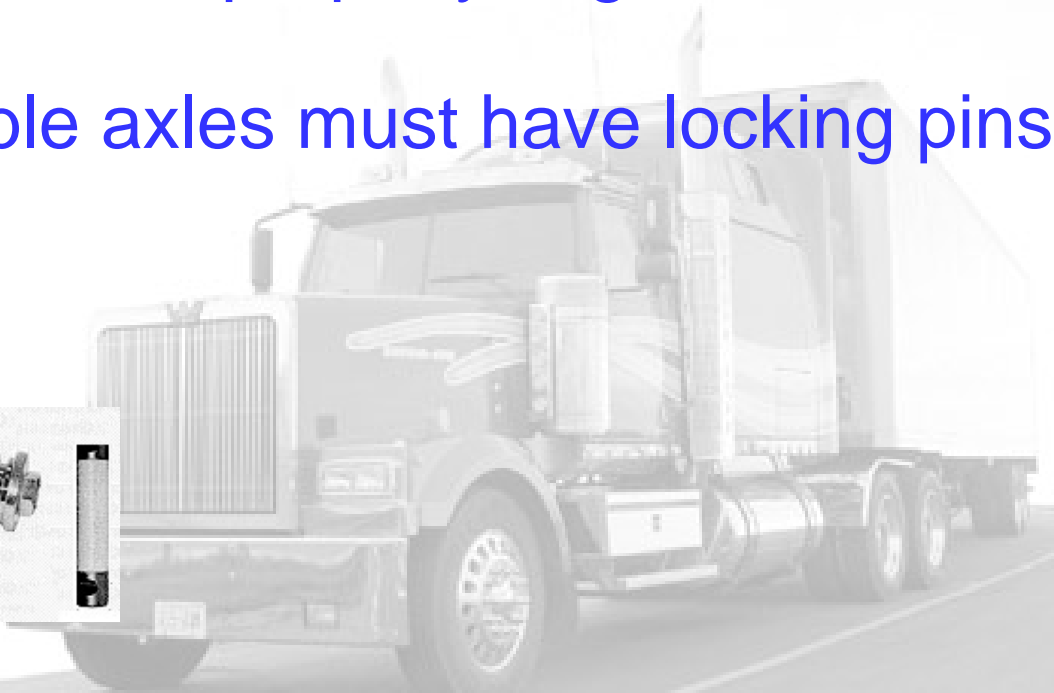

Suspension Systems

Suspension systems are required to be structurally sound and in safe working order, including the following:

- Axles must be properly aligned
- Adjustable axles must have locking pins in place



Parts &
Accessories



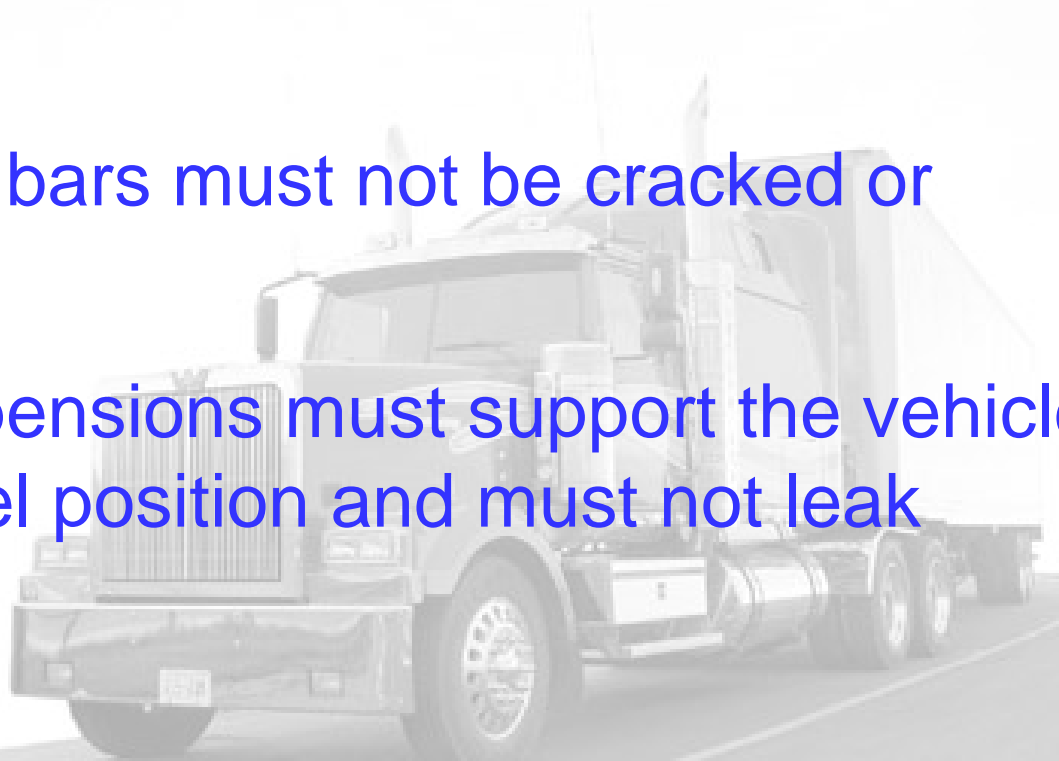
Suspension Systems



Parts &
Accessories



- Leaf springs must not be cracked, broken, missing or shifted out of position
- Coil springs must not be cracked or broken
- Torsion bars must not be cracked or broken
- Air suspensions must support the vehicle in a level position and must not leak



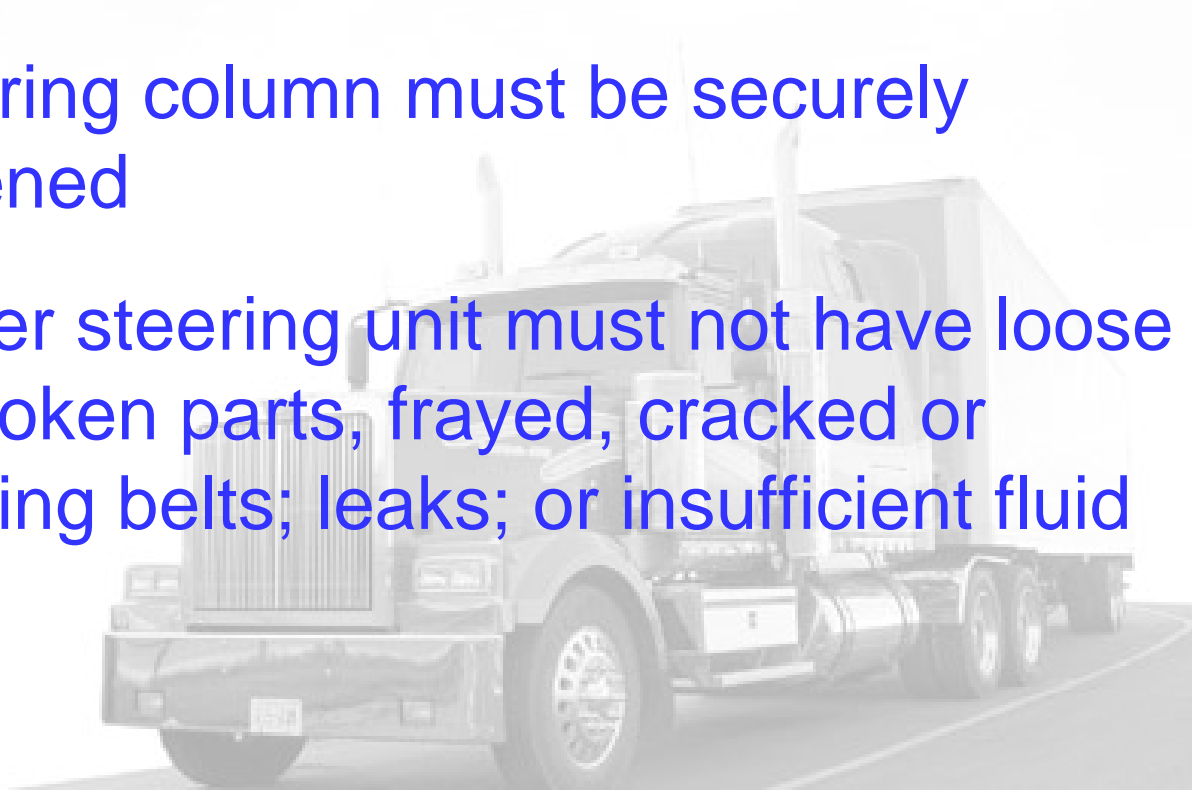
Steering System

Steering system must be in proper working order:

- Steering wheel must be properly secured
- Steering column must be securely fastened
- Power steering unit must not have loose or broken parts, frayed, cracked or slipping belts; leaks; or insufficient fluid



Parts &
Accessories



Steering System

- Steering system must not have worn or welded universal joints, loose steering gear box, missing bolts or a loose pitman arm on the steering gear output shaft.

Parts &
Accessories



In Conclusion

Always remember to make sure that all parts and accessories adhere to U.S. guidelines.

Thank you for your time and attention.

Parts &
Accessories

